Measurement instruction of Man/Ladies Jacket

GREIFF

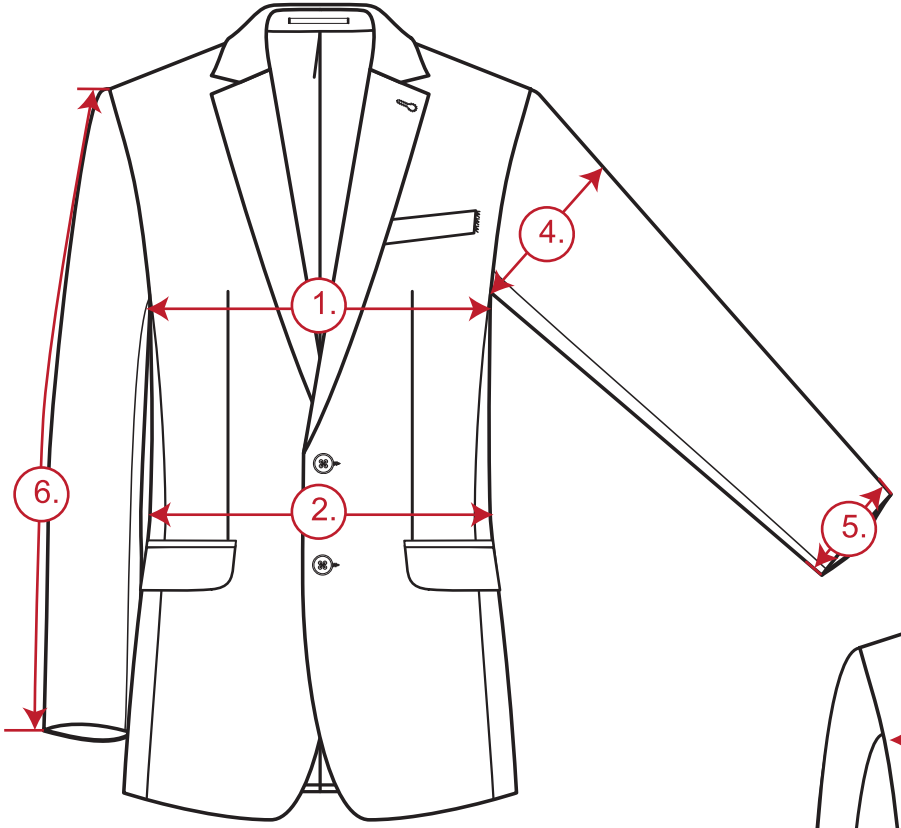

1. Chest
Fold sleeves above and measure underneath armhole from sideseam to sideseam

2. Waist (smallest part)
Measure on the smallest part of the waist from sideseam to sidesam

3. Shoulder width
Turn collar above and measure from collar attach seam to sleeve seam (above shoulder seam)

4. Upper arm width
Measure from sleeve edge to sleeve edge in square angle

5. Sleeve width (hem)
Measure on sleeve hem from sleeve edge to sleeve edge

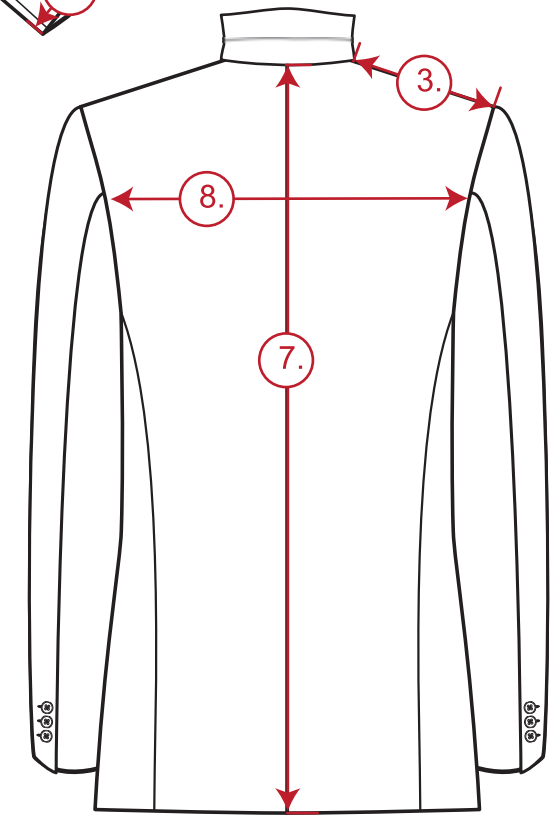

IMPORTANT!
Before measuring please ensure closed and even garments. Also a sufficient table size should be standard.

6. Sleeve length
Measure from sleeve attach seam to sleeve hem

7. Back length
Measure at centre back from collar attach seam to hem

8. Back width
measure horizontally from armhole to armhole (position, approx. 1/3 of top armhole)

Measurement instruction of Waistcoat

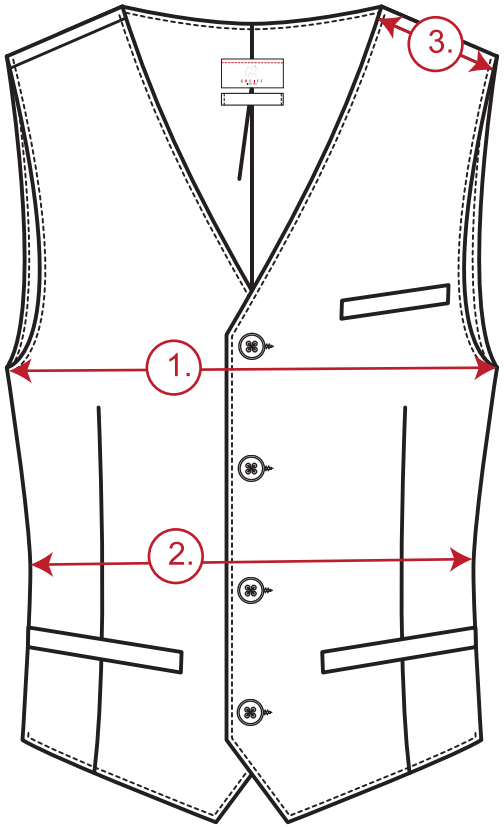

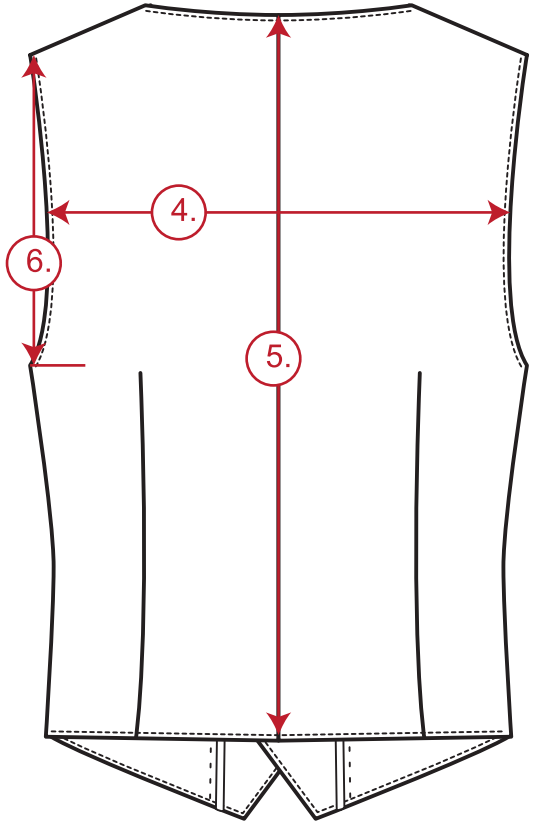

IMPORTANT!
Before measuring please ensure closed and even garments. Also a sufficient table size should be standard.

1. Chest
measure from sideseam to sideseam

2. Waist (smallest part)
measure on the smallest part of waist from sideseam to sideseam

3. Shoulder width
measure from edge to edge (above shoulder seam)

4. Back width
measure horizontally from armhole to armhole (position, approx. 1/3 of top armhole)

5. Back length
Measure at centre back from neckhole to hem

6. armhole length
measured from armhole to armhole in square angle

Measurement instruction of Trousers

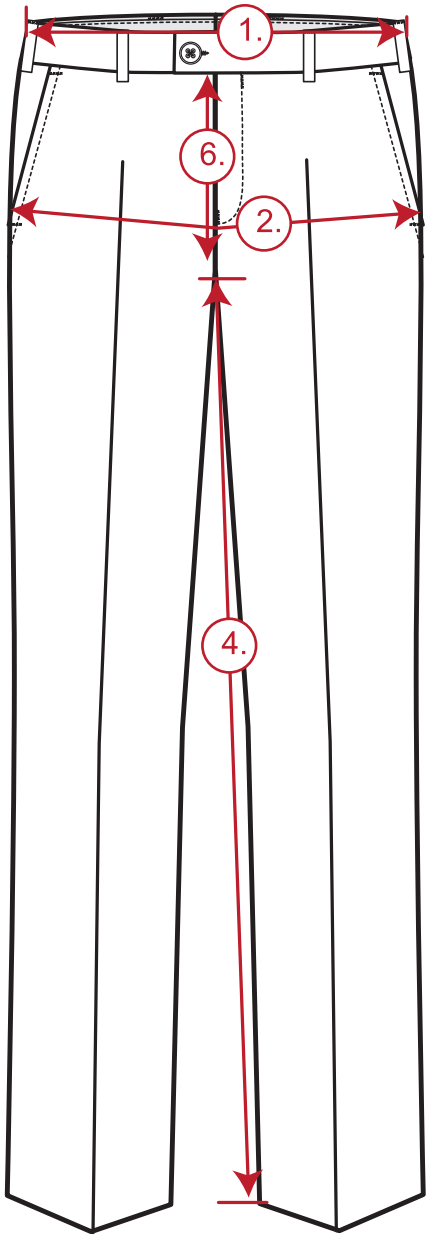

1. Waistband width
from waistband edge to waistband edge

2. Hip
measure on widest part of the hip/end of zipper from sideseam to sidesam

3. Hem
measure from sideseam to sidesam

4. Inseam length
measure the inside leg from crotch seam to hem

5. Sideseam without waistband
measure from waistband attach seam to hem

6. Front rise
measure from waistband attach seam to front crotch seam

7. Back rise
measure from waistband attach seam of back trouser to crotch seam

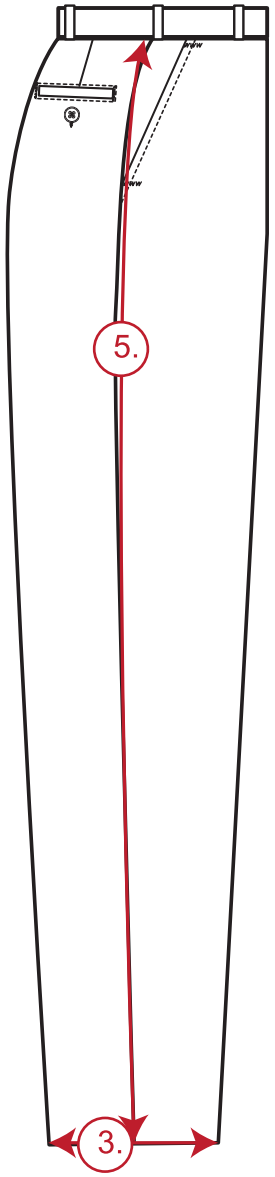

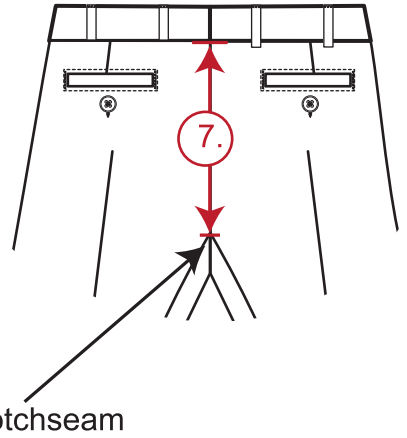

IMPORTANT!
Before measuring please ensure closed and even garments. Also a sufficient table size should be standard.

Measurement instruction of Skirts

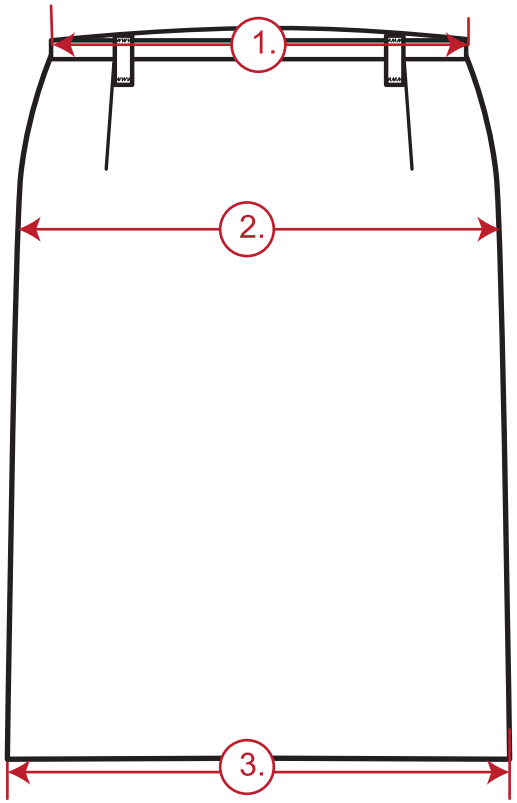

IMPORTANT!
Before measuring please ensure closed and even garments. Also a sufficient table size should be standard.

1. Waistband width
from waistband edge to waistband edge

2. Hip
measure on widest part of the hip/end of zipper from sideseam to sidesam

3. Hem
measure from sideseam to sidesam

4. Skirt length
measure from waistband attach seam to hem

